

FOR MORE FUN
WITH AN ELECTRIC TRAIN—

CHOOSE REVELL...H-O



1958-59 CATALOG

SALES - SERVICE - INSTALLATIONS
UMBARGER'S
TELEVISION
3886 Fairmount - San Diego 5, Calif.


TWICE THE FUN
IN HALF THE SPACE

10c

Revell
H-O electric trains



There's more real railroad



SET NO. 1

\$14⁹⁵

T-7061
T-7062

Exciting action
on your
H-O line!

F7 ROAD DIESEL AND 3 CARS

T-7061 NEW HAVEN

Here's a tremendously exciting train set, headed up by Revell's brand new, colorful New Haven engine, with eight wheel direct gear drive and long-life working headlight! No rubber bands on this value-packed train set! It's complete with 3 cars, a full oval of track with re-railer and uncoupler, switchman figure.

CONTENTS OF SET—T-7061

1 New Haven Road Diesel Engine • 1 Gondola with "Lift-Up" Gravel Load • 1 Box Car with Sliding Doors • 1 Caboose • Complete Oval of Track including: 1 Curved Terminal Track, 11 Sections 18"r Curved Track, 1 Straight Track with Dual-Action Uncoupler, 1 Straight Track with Automatic Re-railer.


T-7062 UNION PACIFIC

Same as T-7061 with Union Pacific colors and markings on Engine and Caboose. **\$14.95**

T-7060 SANTA FE

Same as T-7061 with Santa Fe colors and markings on Engine and Caboose. **\$14.95**

ng with Revell H-O



TWICE THE FUN IN HALF THE SPACE



With Revell H-O you get a lot more real railroading in a small area. Because H-O scale gives you twice the scale mileage, there's no need to build your layout in the attic or basement. Even the smallest home or apartment has room for a complete railroad world in authentic H-O scale!

**Revell H-O trains
are the best built,
best performing trains
in the H-O field**

REAL GEAR DRIVE!

- lasting power—better performance!
- durable construction!


EVERY REVELL TRAIN SET INCLUDES:

- Full Oval of 18"r Track
- Automatic Re-railer
- Dual Action Uncoupler
- Heavy-Duty Coil Springs on Wheel Trucks
- NMRA Type Nylon Couplers
- Locomotives with Gear Drive, Working Headlights

Revell H-O electric trains are more than a toy. Revell H-O trains are authentic scale models that run on 2-rail track just like real trains. Unlike 3-rail toy train sets, every Revell train—from engine to caboose—is exactly scaled from real railroad blueprints to 1/87 actual size. At the same time, Revell trains are designed and constructed to take plenty of handling by youngsters, and stand up to a lifetime of active model railroading.



Exciting realism in **2** value-pa



cked train sets!

SET NO. 2

\$19⁹⁵

T-7002
T-7011



freight yard fun!

SW7 DIESEL SWITCHER AND 3 CARS

T-7002 UNION PACIFIC—This exciting diesel freight set is just like the ones you'd find at work in typical loading docks or freight yards across the country. Its SW7 engine is a work-horse on wheels, powered by Revell's Deluxe Dyna-Glide motor with worm-gear drive, and carefully detailed with real operating long-life headlight, front and rear coupler, hand rails, genuine U.P. colors and markings.


CONTENTS OF SET T-7002—1 Union Pacific SW7 Diesel Switcher • 1 Cement Hopper with "Lift-Up" Roof and Detailed Loading Hatches • 1 Refrigerator Car • 1 Caboose • Complete Oval of Track including: 1 Curved Terminal Track, 11 Sections 18"r Curved Track, 1 Straight Track with Dual-Action Uncoupler, 1 Straight Track with Automatic Re-railer.

T-7011 NEW HAVEN—Same as T-7002 with New Haven colors and markings on Engine and Caboose. **\$19.95**

SET NO. 3

\$29⁹⁵

T-7101




**real smoke...real chug-a-chug...
real operating pistons!**

O-6-O STEAM LOCO AND 3 CARS

T-7101 UNION PACIFIC—Heading through a bustling freight yard—or highballing along the right-of-way, puffing clouds of real smoke—Revell's O-6-O locomotive captures all the color and excitement of railroading at its best! It's the only H-O steam loco with real operating pistons, working headlamp, real smoke and chug-a-chug, plus direct gear drive! This authentic steam switcher heads up an exciting set that gives you loads of fun!

CONTENTS OF SET T-7101—1 U.P. O-6-O Steam Loco • 1 Box Car with Sliding Doors • 1 Flat Car with Real Log Load • 1 Caboose • Complete Oval of Track including: 1 Curved Terminal Track, 11 Sections 18"r Curved Track, 1 Straight Track with Dual-Action Uncoupler, 1 Straight Track with Automatic Re-railer, 1 oz. Bottle Revell Smoke Fuel, Funnel and Dropper.



2 long, long trains with exciting




ng freight loads!

SET NO. 4

\$29⁹⁵

T-7003

T-7004




SET NO. 5

\$34⁹⁵

T-7052

T-7051



heavy duty hauler with
powerhouse pull

SW7 DIESEL SWITCHER & 5 CARS

T-7004 SOUTHERN PACIFIC—Enjoy the ultimate in freight railroading with this exciting train set. Authentic from engine to caboose, this freight set has a deluxe diesel engine with long-life operating headlight, illuminated number panels, hand rails, ladders, louvers, horn and bell detail, engineer and fireman figures, plus top-performing Deluxe Dyna-Glide motor with worm gear drive.

CONTENTS OF SET T-7004—1 Southern Pacific SW7 Switcher • 1 Refrigerator Car • 1 Box Car • 1 H. J. Heinz Pickle Car • 1 Cable Reel Car • 1 Caboose • Complete Oval of Track including: 1 Curved Terminal Track, 11 Sections 18"r Curved Track, 1 Straight Track with Dual-Action Uncoupler, 1 Straight Track with Automatic Re-railer.

T-7003 ATLANTIC COAST LINE—Same as T-7004 with Atlantic Coast Line colors and markings on Engine and Caboose. \$29.95

powerful streamliner for your
"cross-country" hauls

DELUXE F7 ROAD DIESEL & 7 CARS

T-7052 BALTIMORE AND OHIO—Open the throttle of this powerful B & O Streamliner and watch the powerful Deluxe Dyna-Glide motor take hold as she highballs that long string of freight cars down the line taking curves and grades in stride. Deluxe engine with worm gear drive has real windshield, engineer and fireman figures, detailed exhaust fans, diesel air horns, rivets, long-life headlight and illuminated number panels, spectacular B & O colors and markings.

CONTENTS OF SET T-7052—1 Deluxe B & O Road Diesel • 1 H. J. Heinz Pickle Car • 1 Cable Reel Car • 1 Pulpwood Car • 1 Box Car with Sliding Door • 1 Coal Hopper with "Lift-Up" Load • 1 Stock Car • 1 B & O Caboose • Complete Oval of Track including: 1 Curved Terminal Track, 11 Sections 18"r Curved Track, 1 Straight Track with Automatic Re-railer, 1 Straight Track with Dual-Action Uncoupler.

T-7051 SANTA FE—Same as T-7052 with Santa Fe colors and markings on Engine and Caboose. \$34.95



Ready-to-run H-O rolling

add these wonderfully detailed, value-priced freight cars to your H-O railroad! • heavier cars with



BOX CARS

Ready to carry anything anywhere, box cars are the mainstay of merchandise transport, offering protection from theft and weather. Revell's 4 colorful box cars have rivet detail, and real sliding doors.

T-4004 New Haven \$1.98
T-4005 Minneapolis & St. Louis \$1.98
T-4007 Union Pacific \$1.98
T-4009 Elgin, Joliet & Eastern \$1.98



COAL HOPPERS

Rivet for rivet, ladder for ladder, Revell's hoppers are just like the real ones. You can fill them with any ore load you like, run them as "empties" or use the "lift up" load of realistic coal included with open hoppers.


T-4040 Chesapeake & Ohio with coal \$1.98
T-4042 Norfolk and Western with coal \$1.98
T-4044 Burlington with coal \$1.98



CEMENT HOPPER

A special "lift-up" roof with detailed loading hatches makes this perfect-scale cement carrier a versatile car for your own freight runs.

T-4110 Baltimore & Ohio \$1.98



FLAT CAR WITH LOGS

Carrying heavy log loads from logging camps to the mills, these cars are mainstays of America's lumber industry. Revell's cars, with real wood logs and authentic removable stakes, are tops in H-O realism!

T-4031 Erie with logs and stakes \$2.49
T-4033 Soo with logs and stakes \$2.49



PICKLE CAR

Here's a perfect example of the unusual private-owner cars that have played such a colorful part in the history of railroading. Revell's H. J. Heinz Co. car carries four detailed pickle vats, authentic Heinz Co. colors and markings.

T-4130 H. J. Heinz Co. \$3.49



REEFERS

"Reefers" are insulated, with ice bins at both ends regularly filled with icing stations along the route. To carry your fresh produce loads on ice, here are exact replicas of two well known "reefers" with blueprint-perfect detailing.


T-4011 Pacific Fruit Express \$1.98
T-4015 M.O.T.—New York Central \$1.98



CABLE REEL CAR

Railroads provide the only practical method of shipping these big cable reels from coast to coast. Each compact reel carries great lengths of sheathed communication cable, which is used by the country's various telephone and electric companies. Revell's car is thoroughly authentic—carries 14 detailed reels.

T-4140 St. Louis & San Francisco \$2.98



PULPWOOD CARS

Cars like this, loaded with neatly chopped yellow pine lengths bring pulpwood to the paper mill. Revell's Atlantic Coast Line pulpwood car has high bulkheads at either end to hold the pulpwood load in place and meticulous real-train details. Load can be removed so that car becomes versatile mover for many over-sized bulk loads.

T-4150 Atlantic Coast Line \$2.98

stock

real metal underframes • durable coil springs in all wheel trucks!

REVELL POWERHOUSE ENGINES



CABOOSE

So real you can almost smell the coffee perking inside, Revell cabooses duplicate coloring and markings of six great railroad lines. Each of these scale cars is packed with real railroad detail!

T-4060 Union Pacific.....	\$2.49
T-4063 Atlantic Coast Line.....	\$2.49
T-4065 Santa Fe.....	\$2.49
T-4066 New Haven.....	\$2.49
T-4068 Baltimore & Ohio.....	\$2.49
T-4070 Southern Pacific.....	\$2.49



F7 ROAD DIESEL

A new long life direct gear-driven power unit makes this the finest performing loco in the low price field! Built for realistic operation and top-notch pulling power, Revell's F7 features 8 driving wheels, working headlight and real railroad detail.


T-3511 Union Pacific.....	\$7.95
T-3510 Santa Fe (freight).....	\$7.95
T-3513 New Haven.....	\$7.95
T-3515 Rock Island.....	\$7.95



EXTRA LONG GONDOLAS

Anywhere you go you'll see the big new extra long gondolas used by industry across the nation to carry bulk products. 3 gondolas by Revell come with "lift up" gravel loads.


T-4051 New York Central with load.....	\$1.98
T-4053 Chicago and Northwestern with load.....	\$1.98
T-4055 Pennsylvania with load.....	\$1.98



O-6-O STEAM LOCO

Real smoke! Real loco "chug-a-chug!" Real operating pistons! You get exciting railroad action that can't be beat with this authentic U.P. steam loco. It features Revell's long-lasting direct gear drive, plus working headlamp and finely detailed smoke stack, whistle and bell. Bottle of Smoke Fuel, funnel and dropper included.

T-3600 Union Pacific.....	\$19.95
---------------------------	---------



EXTRA-LONG FLAT CARS

Flat cars are as adaptable as gondolas—perfect carriers for a wide variety of freight loads, including vehicles and heavy equipment. Revell offers you a pair of authentic flat cars, reproduced from two famous railroad lines.


T-4034 Erie.....	\$1.69
T-4035 Soo Line.....	\$1.69



SW7 DELUXE DIESEL SWITCHER

This rugged diesel is just like the real one, with illuminated number panels, working headlamp, handrails and detailed stair treads, ventilating louvers, and crew figures. It's a top performer, too, with Revell's powerful Dyna-Glide motor and worm gear drive.

T-3571 Southern Pacific.....	\$12.95
T-3570 Atlantic Coast Line.....	\$12.95



STOCK CARS

When the cattle roll to market here's the car they roll in. At stops along the way, livestock are herded down the ramp for watering and feeding while cars are cleaned and bedding is changed. Revell's U.P. stock car is authentic from slats to sliding door, available with or without loading ramp and cattle.

T-4020 Union Pacific.....	\$2.49
T-4021 Union Pacific with cattle, ramp.....	\$2.98



DELUXE F7 ROAD DIESEL

Here's a beautifully finished deluxe model with working headlight, illuminated number panels, real windshields, engineer and fireman, air horns and complete railroad detail. It's powered by Revell's Dyna-Glide motor, with worm gear drive.

T-3502 Baltimore and Ohio.....	\$12.95
T-3504 Santa Fe (passenger).....	\$12.95



H-O town and country accessories

**MAKE YOUR MODEL
RAILROAD COME ALIVE!**




SMALL TOWN STATION

Scaled from blueprints of an actual Chicago and North Western station, Revell's pre-colored building snaps together—needs absolutely no cementing. Remarkably detailed are roof shingles, wood planking, benches, baggage cart, vending machine, baggage, crates, 3 figures, real windows and decals for signs, time-table, bulletin board, etc.
T-9001\$2.49

OPERATING CROSSING GATE

This fully automatic accessory makes a great addition to any H-O layout! There are no special attachments needed—no wires to connect—just snap it onto your layout as you would any section of track and watch it work! Approaching trains automatically lower the gate—red crossing lights flash continuously while the train goes by—gate raises automatically when train has passed. A complete crossing scene is provided for your layout, with road, gate, lights, sign, realistic terrain and track mounted on roadbed.
T-6016\$5.95



SWITCHMAN'S SHANTY



INTERLOCKING TOWER

TRACKSIDE BUILDINGS

Just snap them together—these unbelievably detailed buildings go alongside the track of your H-O railroad, adding an atmosphere of real authenticity to the simplest layout. Molded in 3 realistic colors, the five-piece set includes elevated switchman's shanty, crossing tender's shack, 2-story interlocking tower, water-tower and trackside water spout—each scaled from an authentic original. Six figures also included.
T-9002 Complete Set....\$2.49

COMPLETE FARMHOUSE SET

Here are a group of buildings you could find anywhere from Maine to California: a realistic 2-story farmhouse, garage, and chicken coop—even an outhouse—all scaled by Revell in perfect replicas that snap together without cement. Reproduced in bright, realistic colors, each building is a masterpiece of scale realism and fine detail. Real-as-life figures and animals are included in the set.
T-9003 Complete Set....\$1.98



FARMHOUSE



OUTHOUSE



CROSSING TENDER'S SHACK



WATER TOWER AND SPOUT



GARAGE



CHICKEN HOUSE



RAILROAD CREW AND HOBO

Here are four men you'd find near any train—accurately scaled, durable plastic figures of a railroad switchman, 2 oilers and a hobo to hitch a ride on your train.


T-6003 98¢



TOWNSPEOPLE

Spot these six colorful figures of real people on your train layout to give atmosphere and action that will add to your H-O fun. Set includes fully detailed figures of milkman, businessman, school girl, housewife, workman and movie star.

T-6005 98¢



POWER POLES

Twelve 3-bar telephone poles that look like real ones anywhere! Place them along your right-of-way and see how it quickly gains authentic atmosphere and perspective.

T-6008 49¢



REVELL SMOKE FUEL


Real smoke for your steam loco! Just a few drops give you 15 minutes of continuous, dense white smoke that's absolutely harmless and pleasantly scented. Revell's one-ounce dispenser holds enough fuel for many hours of steam railroading.

T-6014 49¢

CATTLE SET

Just the ticket for your stock cars—three cows, three calves and a bull waiting for shipment on your freight line plus a cattle ramp for loading and unloading in the yard.

T-6004 \$1.49



BARNYARD ANIMALS

Animals grazing on the meadow... a fast freight roaring by... this is the kind of country scene that makes your model pike come alive! Revell's six-piece farmyard set includes a goat, sheep, pig, cow, and 2 horses.


T-6006 98¢



SIGN AND SIGNAL SET

Keep your train operation running smoothly with this set of 12 trackside signs and signals to mark the crossings, yard limits, switches and intersections along your pike!

T-6007 49¢



800 "PLUS" POWER STATION

It's built for real train action—with direction switch for easy reversing, throttle-like speed controller for realistic stopping and starting, AC terminals for switches and accessories, and self-resetting circuit breaker. This UL-approved, 800-milliamper Power Station is powerful enough to run any diesel set.

T-6050 \$9.95




1000 MA POWER STATION

Packed with 1000 milliamperes of operating power, this UL-approved power station gets the very maximum in performance from every Revell H-O train set and operating accessory. It features self-resetting circuit breaker, plus direction switch and speed control for realistic operation. Recommended for all steam locos.

T-6060 \$10.95


REVELL H-O TRACK ACCESSORIES



REMOTE CONTROL TURNOUT SWITCHES

Just press a button to switch your cars! Complete with guaranteed electric switch motor, switch marker numbers, pushbutton control box, wires—even extension track section for easy installation.

T-6075 left turnout.....\$4.50
T-6076 right turnout.....\$4.50



DUAL-ACTION UNCOUPLER

Only uncoupler with horizontal spring plus vertical springs to adjust to height of cars—lets you separate cars without effort whenever you want! Just back cars to a stop opposite the switchman on the uncoupling ramp, and side springs flip couplers apart.

T-6001.....75¢



AUTOMATIC RE-RAILER

Puts your cars on the track in a second. Even if they de-rail in running, the automatic re-railer guides wheels back on track without stopping the train. It's molded in one piece on a straight track section that makes an ideal grade crossing on your layout.


T-6000.....60¢



CURVED TERMINAL TRACK

18"r section with insulated power supply terminal.

T-6078.....75¢



MANUAL TURNOUT SWITCHES

Use several of these inexpensive switches to build up a really exciting railroad yard. Features extension track for easy installation. Switches cars by hand setting.

T-6073 left turnout.....\$2.95
T-6074 right turnout.....\$2.95



STRAIGHT TRACK

Realistic two-rail track with T-shaped solid brass rails mounted on insulated woodgrained ties. 9" long.

T-6070.....25¢ ea.
\$3.00 a doz.



CURVED TRACK

18"r sections snap together easily—are made of T-shaped solid brass rails mounted on insulated, woodgrained ties.


T-6072-18"r.....25¢ ea., \$3.00 doz.
T-6071-15"r.....25¢ ea., \$3.00 doz.



BUMPER TRACK

Give a real railroad look to your dead-end sidings. 4" long track section has molded bumper unit.

T-6077.....49¢



GET IT NOW!

Revell's New Full-Color 1958-59 HOBBY KIT CATALOG

24 pages packed with photos and facts about every single Revell kit—including exciting new kinds of models like the XSL-01 Manned Space Ship, the Bomarc anti-aircraft missile and the new giant sized working F-102A plane model! Order this terrific new catalog today—there's modeling fun waiting for you on every page!

MAIL THIS COUPON AND 10¢

REVELL, INC., Dept KC-8, 4223 Glencoe Avenue, Venice, California
Please rush me by return mail the new 24-page, full-color 1958-59
REVELL HOBBY KIT CATALOG. I am enclosing 10¢ in stamps or coin.

NAME (Please print).....

ADDRESS.....

CITY.....ZONE.....

STATE.....

CONTENTS: MERCHANDISE—Postmaster: This parcel may be opened for postal inspection if necessary. Return postage guaranteed.