

**Revell**

H-O electric trains

# 1959-60 REVELL H-O TRAIN CATALOG

*plus* **HELPFUL HINTS  
FOR H-O HOBBYISTS**

*Tips from the experts on getting the most  
lasting fun out of H-O model railroading*

TWICE

THE  
FUN

IN  
HALF THE  
SPACE

10c



# FAR AND AWAY...THE BIGGEST VALUE IN H-O TODAY!

SET NO. 1  
\$14.95



## F7 ROAD DIESEL AND 3 CARS WITH RAILROAD BRIDGE

**T-7063 New Haven**—Think of it! For this amazingly low price you get a complete train set headed up by Revell's colorful New Haven engine with eight-wheel, direct gear drive and rugged new POWERFLO 5-pole motor. This dependable performer also has a long-life working headlight. There's even an authentic, detailed Railroad Bridge. You've never seen such realism in a train set.

**Contents of set T-7063**—1 New Haven Road Diesel engine • 1 extra-long gondola with "lift-up" gravel load • 1 reefer • 1 New Haven caboose • 1 Railroad Bridge • Complete oval of track including: 1 curved terminal track, 11 sections of 18"r curved track, 1 straight track, 1 straight track with Automatic Re-railer.

**T-7064**—Same as T-7063 with Union Pacific colors and markings on engine and caboose.

**T-7065**—Same as T-7063 with Canadian Pacific colors and markings on engine and caboose.

**T-7066**—Same as T-7063 with Santa Fe freight colors and markings on engine and caboose.



SET NO. 2  
\$16.95


## REAL FREIGHT YARD FUN!



## 0-4-0 YARD HOG SWITCHER — 4 CARS — RAILROAD BRIDGE with Revell's brand new STEAM ENGINE and brand new BUNK CAR CABOOSE

**T-7150 Pennsylvania Railroad**—You've seen this little worker puffing steam as it shuttles empties over the hump or scurries about making up a train for the big Diesel mainliners. Revell's scale model of this powerful, peppy little Docksider is complete with operating pistons and headlight and rugged new POWERFLO 5-pole motor. And there's an authentic, detailed Railroad Bridge included.

**Contents of Set T-7150**—P.R.R. Yard Hog switcher • extra-long gondola with "lift-up" gravel load • cement hopper with "lift-up" roof • extra-long flat car • beautifully detailed bunk car caboose • 1 railroad bridge • complete oval of track including: 1 curved terminal track, 11 sections 18"r curved track, 1 straight track, 1 straight track with Automatic Re-railer.



LOOK WHAT  
YOU GET IN  
EVERY REVELL  
TRAIN SET!



# REALISTIC SHORT-LINE OPERATION!

**Revell**  
H-O electric trains

SET NO. 3  
**\$19.95**



## SW7 SWITCHER AND 4 CARS—

Featuring Revell's brand new OPERATING TRACK CLEANER CAR

**T-7016 SOUTHERN PACIFIC**—Whether it's hog work around the yard, track maintenance out on the main line or short hauls on the division, these rugged dual-purpose Diesels are the work horses of today's railroads. Revell gives you a beautifully scaled model of a Southern Pacific SW7 complete with 8-wheel, direct gear drive, new POWERFLO 5-pole motor and for the last word in realism, a working headlight. Also included are 4 colorful cars, 14 pc. oval of track with re-railer and uncoupler.

**SPECIAL VALUE WITH THIS SET!** Revell's brand new Operating Track Cleaner Car that really keeps your track clean and in top operating shape. Special lift up cleaning pads last and last. Extra weight for more efficient operation. Beautifully decorated. Sells separately for \$4.98!

**Contents of Set T-7016**—Southern Pacific SW7 switch engine • Heinz pickle car • reefer • caboose • Operating Track Cleaner Car • complete oval of track including: 1 straight track with Dual-Action Uncoupler, 11 sections 18"r curved track, 1 straight track with Automatic Re-railer, 1 curved terminal track.

T-7015—Same as T-7016 with New Haven colors and markings on engine and caboose.

SET NO. 4  
**\$24.95**



## COMPLETE READY-TO-RUN H-O LAYOUT!



## 0-4-0 YARD HOG SWITCHER—3 CARS—1 AMP. POWER PACK

**T-7152 Pennsylvania Railroad**—Here's everything you need to start highballing down the road to more fun than you've ever dreamed of with this terrific-value train set. Featuring Revell's U.L. approved 1 amp. power pack with A.C. for accessories, powerful enough to run two trains, this set is complete with 0-4-0 Yard Hog Switcher powered by a dependable POWERFLO 5-pole motor, brilliantly detailed bunk car caboose, and 2 other freight cars *plus* a full 14 pc. oval of track with uncoupler and re-railer. Loco has working headlight.

- locomotives with great new Powerflo motors, direct gear drive, working headlights
- colorful cars with extra heavy weight
- NMRA type extra-strong Nylon couplers • full 14 pc. oval of 18" radius track
- automatic re-railer

**Contents of Set T-7152**—P.R.R. Yard Hog Switcher • stock car with sliding doors • cement hopper with "lift-up" roof • beautifully detailed bunk car caboose • 1 Amp. Power Pack • complete oval of track including: 1 curved terminal track, 11 sections 18"r curved track, 1 straight track with Dual-Action Uncoupler, 1 straight track with Automatic Re-railer.



# TERRIFIC MAIN LINE ACTION!

SET NO. 5  
\$27.95

## SW 7 SWITCHER AND 7 CARS...

Featuring Revell's  
brand new  
OPERATING TRACK  
CLEANER CAR

**T-7017 Atlantic Coast Line**—As you ease the throttle up to "full" you'll see Revell's POWERFLO 5-pole motor take hold and whip the freight cars in this extra-long train up grades and around curves with ease and efficiency. This Atlantic Coast Line SW7 features 8-wheel, direct gear drive and working headlight. Set includes 7 cars and 14 pc. oval of track with re-railer and uncoupler.

**Contents of Set T-7017**—Atlantic Coast Line SW7 Switch engine • Operating Track Cleaner Car • box car with sliding doors • stock car with sliding doors • coal hopper with lift-up load • pulpwood car with removable load • cable reel car • caboose • complete oval of track including: 1 straight track with Dual-Action uncoupler, 11 sections 18"r curved track, 1 straight track with Automatic Re-railer, 1 curved terminal track.

T-7018—Same as T-7017 with Santa Fe colors and markings on engine and caboose.

**SPECIAL VALUE WITH THIS SET!** Revell's brand new *Operating Track Cleaner Car* that really keeps your track clean and in top operating shape. Special lift-up cleaning pads last and last. Extra weight for more efficient operation. Beautifully decorated. Sells separately for \$4.98!

# REAL SMOKE! REAL CHUG-A-CHUG SOUND!

SET NO. 6  
\$29.95

## 0-6-0 LUMBER TRAIN WITH 3 CARS

**T-7102 Union Pacific**—Slicing through deep, tree-studded gorges or inching up heavily wooded grades, these lumber trains, pulled by the rugged little iron horses, are familiar sights to many residents of the northern United States and Canada. Revell's 0-6-0 features 5-pole motor, real piston action and real smoke and locomotive sounds. Set includes 3 cars and 14 pc. oval of track including re-railer and uncoupler. Loco has working headlight.

**Contents of Set T-7102**—0-6-0 steam locomotive with bottle of smoke fuel • pulpwood car with removable load • flat car with stakes and real logs • caboose • complete oval of track including: 1 straight track with Dual-Action uncoupler, 11 sections 18"r curved track, 1 straight track with Automatic Re-railer, 1 curved terminal track.

TRULY  
AUTHENTIC  
SCALE  
MODELS



Revell H-O electric trains are authentic scale models that run on 2-rail track just like real trains. Unlike 3-rail toy train sets, every Revell train—from engine to caboose—is exactly scaled from real railroad blueprints to 1/87 actual size. At the same time, Revell trains are designed and constructed to take plenty of handling by youngsters and stand up for a lifetime of active model railroading.



# MODERN RAILROAD EMPIRE

SET NO. 7  
\$34.95

**A COMPLETE RAILROAD EMPIRE...** featuring Revell's new Operating Hopper Set, Track Cleaner Car and Trackside Buildings

**T-7068 Santa Fe**—This giant set contains everything you need to get in on the real fun of model railroading—operating your layout like a real railroad. With the group of 4 beautifully detailed trackside buildings you can operate runs from your yard through the switch to your spur where your operating hopper automatically dumps its load. Or else send the big double unit F7 road Diesel engine out on the division with Revell's terrific Track Cleaner Car for some right-of-way maintenance. The big 8-wheel, gear drive engine will have no trouble pulling the six cars in this extra long train. Loco has working headlight.

**SPECIAL VALUES WITH THIS SET!** Revell's terrific new *Operating Hopper Set*. Run the authentic hopper car up the realistically decorated ramp and watch the load dump *automatically* into the bin—real railroad action and wonderful operating fun for your layout. Sells separately for \$6.95. *Includes* a switch and

extra track for a spur siding! *ALSO* Revell's great new *Operating Track Cleaner Car* that really keeps your track clean and in top operating shape. Special lift-up cleaning pads last and last. Beautifully decorated. Sells separately for \$4.98.

**Contents of Set T-7068**—Santa Fe F-7 Road Diesel engine • Santa Fe F-7 dummy A unit • Operating Track Cleaner Car • Operating Hopper Set • reefer • pulpwood car • pickle car • caboose • 4 trackside buildings • complete oval of track including: 1 curved terminal track, 11 sections 18"r curved track, 1 straight track with Dual-Action uncoupler, 1 straight track with Automatic Re-railer, **PLUS** manual switch and 3 extra pieces of track.

T-7067—Same as T-7068 with Baltimore & Ohio colors and markings on engine and caboose.

**REAL SMOKE! REAL CHUG-A-CHUG SOUND!...** and featuring Revell's new Operating Hopper Set and Track Cleaner Car

SET NO. 8  
\$39.95

## DELUXE STEAM RAILROAD SET

**T-7103 Union Pacific**—Thrills a-plenty on your pike when this peppy little 0-6-0 huffs and puffs real smoke as it pushes the Operating Hopper Car up the ramp to be automatically unloaded or hauls the operating Track Cleaner Car around the division for right-of-way maintenance. Revell's popular 0-6-0 is powered by the mighty DYNA-GLIDE 5-pole motor. Loco has working headlight.

**SPECIAL VALUES WITH THIS SET!** Revell's terrific new Operat-

ing Hopper Set. Run the authentic hopper car up the specially decorated ramp and watch the load dump automatically into the bin—real railroad action and wonderful operating fun for your layout. Sells separately for \$6.95. *Includes* a switch and extra track for your spur siding! *ALSO* Revell's great new *Operating Track Cleaner Car* that really keeps your track clean and in top operating shape. Special lift-up cleaning pads last and last. Beautifully decorated. Sells separately for \$4.98.

**Contents of Set T-7103**—0-6-0 steam locomotive with smoke fuel • pickle car • stock car • Operating Track Cleaner Car caboose • Operating Hopper Set • complete oval of track including 1 curved terminal track, 11 sections 18"r curved track, 1 straight track with Dual-Action Uncoupler, 1 straight track with Automatic Re-railer, **PLUS** Manual switch and 3 extra track pieces for hopper set.





### BUNK CAR \$2.98

You've seen these work cars on many railroad sidings. Revell's new model has fabulously detailed screen doors, bent grab irons, warped planks, mop, broom, shovel, etc. for extra realism. Also used as work caboose.

T-4160



### BOX CARS \$1.98

Ready to carry anything anywhere, box cars are the mainstay of merchandise transport, offering protection from theft and weather. Revell's 4 colorful box cars have rivet detail and real sliding doors.

T-4001 Great Northern  
T-4004 New Haven  
T-4006 Santa Fe  
T-4007 Union Pacific



### REEFERS \$1.98

Refrigerator cars are insulated and the ice bins at both ends are regularly filled at icing stations along the route. Here are exact replicas of three well known reefers with blueprint-perfect detailing.

T-4011 Pacific Fruit Express  
T-4016 Swift  
T-4017 Fruit Growers Express



### STOCK CARS \$2.98

(With Cattle and Ramp)

### STOCK CARS \$2.49

(Without Cattle and Ramp)

When the cattle roll to market here's the car they roll in. Revell's stock cars are authentic from slats to sliding doors.

T-4020 Union Pacific  
(without ramp and cattle)  
T-4021 Union Pacific (with ramp and cattle)  
T-4024 Missouri Pacific  
(with ramp and cattle)



### COAL HOPPERS \$1.98

Rivet for rivet, ladder for ladder, Revell's hoppers are just like the ones you've seen on the railroads. You can fill them with any ore load you like, run them as "empties" or use the realistic "lift-up" load of coal included with the car.


T-4040 Chesapeake & Ohio  
T-4042 Norfolk & Western  
T-4044 Burlington



### CEMENT HOPPERS \$1.98

A special "lift-up" roof with detailed loading hatches makes this perfect-scale cement carrier a versatile car for your own freight runs. Also used for bulk grain shipments.


T-4111 Southern Pacific  
T-4112 Chicago & Eastern Illinois



### EXTRA-LONG GONDOLAS \$1.98

Anywhere you go you'll see the big new extra-long gondolas used to carry bulk products. These 3 beautifully detailed gondolas by Revell come complete with "lift-up" gravel loads.

T-4053 Chicago & Northwestern  
T-4058 Great Northern  
T-4059 Western Maryland



### EXTRA-LONG FLAT CARS \$1.69

Flat cars are adaptable as gondolas — perfect carriers for a wide variety of freight loads, including vehicles and heavy equipment. Revell flat cars include brake wheel and real stake pockets.

T-4034 Erie  
T-4035 Soo Line

## HELPFUL HINTS



**LOCO MAINTENANCE**—Lint and dust on the pick-up contacts of your locomotives can cause erratic jerking in running. A small stiff brush, such as those used by ladies to apply eye make-up is ideal for cleaning.

Locomotives, like automobiles, must receive lubrication periodically. Use light oil for axles, crankpins and motor bearings. Worms and gears should be greased to minimize wear. Oil should be used sparingly. A toothpick dipped in oil will be perfect for those hard-to-get spots.

**CAUTION:** Do NOT oil the motor commutator where the brushes rub.

**"WEATHERING" CARS**—Dusting talcum powder on the roofs of your cars and locos will give them that well-worn and weathered look. Brush on with a downward motion on the sides.





# ROLLING STOCK

*Underframes...NMRA Couplers!*



## PICKLE CAR \$2.98

Here's a perfect example of the unusual private-owner cars that have played such a colorful part in the history of railroading. Revell's H. J. Heinz Co. car carries four detailed pickle vats, authentic Heinz Co. colors & markings.

T-4130 H. J. Heinz



## PULPWOOD CAR \$2.98

Cars like this bring pulpwood to the paper mill. Revell's Atlantic Coast Line pulpwood car has high bulkheads at either end to hold the realistically decorated pulpwood load in place. Load can be removed so that car becomes versatile mover for many oversized bulk loads.

T-4150 Atlantic Coast Line



## CABLE REEL CAR \$2.98

Railroads provide the only practical method of shipping these big cable reels. Each reel carries great lengths of communication cable which is used by the country's various telephone and electric companies. Revell's car is thoroughly authentic—carries 14 highly detailed reels.

T-4140 St. Louis and San Francisco



## FLAT CAR WITH REAL LOGS \$2.49

Carrying heavy log loads from logging camps to the mills, these cars are mainstays of America's lumber industry. Revell's cars, with real wood logs and removable stakes, are tops in H-O realism.

T-4031 Erie  
T-4033 Soo Line



## CABOOSE \$2.49

Revell cabooses duplicate coloring and markings of six great railroad lines. Each of these scale cars has ladders, railings, and extra weight.

T-4060 Union Pacific  
T-4063 Atlantic Coast Line  
T-4064 Santa Fe  
T-4066 New Haven  
T-4068 Baltimore & Ohio  
T-4070 Southern Pacific

# POWER AND REALISM IN REVELL ENGINES!


*and each one has* • working headlight • rugged 5-pole motor • direct gear drive • extra weight



## F7 ROAD DIESEL \$7.95

A new long-life, direct gear-drive power unit, the POWERFLO motor, makes this the finest performing loco in the low price field. Built for realistic operation and top notch pulling power, Revell's F7 features 8 driving wheels, working headlight and terrific railroad detail.

T-3510 Santa Fe (freight)  
T-3511 Union Pacific  
T-3513 New Haven



## 0-4-0 YARD HOG SWITCHER \$8.95

Here's a brand new addition to Revell's roundhouse of locos. This peppy little Docksider is a must for any H-O enthusiast who enjoys the fun of switching cars in the yard or making up trains for the mainliners. Or with its great POWERFLO motor and extra weight, this classic engine can be used for longer hauls. Working pistons, smooth worm gear drive, headlight.

T-3650 Pennsylvania Railroad



## SW7 DIESEL SWITCHER Now \$8.95

Here is the perfect "all-around" loco. Perfect for shuttling cars around the yard or running a long freight train up the main line. With its rugged POWERFLO motor and its 8-wheel, direct gear-drive, this authentically reproduced loco gives you top performance under any railroading conditions.

T-3551 Southern Pacific  
T-3552 New Haven  
T-3553 Santa Fe  
T-3554 Atlantic Coast Line



## 0-6-0 STEAM LOCO \$19.95

Real smoke! Real loco "chug-a-chug!" Real operating pistons! Metal body and frame. You get exciting railroad action that can't be beat with this authentic U.P. steam loco. Features working headlight and finely detailed boiler and cab with whistle, bell, back-up light and coal load. Bottle of Smoke Fuel, funnel and dropper included. The last word in H-O realism!

T-3600 Union Pacific



# REVELL'S SCALE MODEL BUILDINGS


**FARMHOUSE SET**



Here is a group of buildings you could find anywhere from Maine to California: a realistic 2-story farmhouse, garage, chicken-coop—even a privy. And all are scaled by Revell as perfect replicas that are designed for quick, easy assembly. Reproduced in bright, realistic colors, each building is a masterpiece of scale realism and fine detail. Five real-as-life figures and ten animals are included in the set.

- T-9003 Complete set** ..... \$2.49  
Also available are individually decorated and packaged buildings with painted figures and unique "weathered" decoration!
- T-9009 Farmhouse and Privy with 3 figures** ..... \$1.29  
**T-9010 Garage with farmer** ..... 89¢  
**T-9011 Chicken Coop and 10 figures** ..... 98¢

**BARNYARD SET**



You can almost smell the new-mown hay in this fabulously detailed barnyard scene by Revell. Complete with 13 super-real pieces, this set features an authentically scaled barn with sliding barn door and movable access door. Other structures are a horse shed, tool shed and rabbit hutch. You'll have fun just examining the terrific detail on these buildings, when you cement them together and place them on your layout—well, watch your friends' eyes light up. 6 animals, 3 human figures and color poster decals included.

- T-9015 Complete set** ..... \$2.49  
Also available are individually decorated and packaged buildings with painted figures!
- T-9016 Barn with 4 figures** ..... \$1.69  
**T-9017 Horse shed, tool shed and rabbit hutch with 5 figures** ..... \$1.29

**TRACKSIDE**



These unbelievably detailed buildings go alongside the track of your H-O railroad, adding an atmosphere of real authenticity to the simplest layout. Molded in 3 realistic colors, the five piece set includes Elevated Switchman's Shanty, Crossing Tender's Shack, 2-story Interlocking Tower, Water Tower and Trackside Water-Spout—each scaled from an authentic original. Six figures also included.

## HELPFUL HINTS

### MAKING SCENERY

**SCENIC ROCKS**—Broken cork fishing floats or stoppers make excellent miniature rocks when crumbled. Glue bits along streams and road bed. Use thinned paint to vary colors.

**BILLBOARDS**—An abundance of signs and billboards can be cut from discarded match covers, most of which are H-O scale.



**STONEMWORK**—Realistic stonework can be made from small scraps of linoleum. When cutting, the edge of the piece should be bevelled and light gray paint rubbed between pieces to simulate mortar.



# are so real they take your breath away!

Easily assembled kits! Ready for your layout in a jiffy!

## BUILDINGS



T-9002 Complete set ..... \$2.49

Also available are individually decorated and packaged buildings with painted figures and unique "weathered" decoration!

T-9004 Interlocking Tower and 2 figures ..... 98¢

T-9005 Water Tower with spout and 2 figures ..... 98¢

T-9006 Elevated switchman's Shanty and figure ..... 89¢

T-9008 Crossing Tender's Shack and figure ..... 79¢



## FREIGHT STATION

Place this beautifully decorated structure off one of your spur tracks and see how your layout takes on a really authentic appearance. Revell's model is an authentic replica of an actual freight station. The tiniest detail is captured in this wonderful model—details such as warped lumber, shingles, windows, freight scales, shipping crates, oil drums, vent pipes and even a broom. These are just a few of the minute details on this model. Includes a ramp and stairs that are movable so you can position them according to your layout. Molded in 3 lifelike colors, with 3 painted figures and "weathered" roof, designed for quick assembly!

T-9020 ..... \$1.69



## MAINTENANCE SHED

Watch how your layout takes on an air of realism when you add this brilliantly detailed model of a trackside Maintenance Shed. Molded in 3 realistic railroad colors, this easily assembled model offers a complete trackside scene. The shed doors on the model swing open and you can roll out the specially decorated motor car. A trailer and 2 workmen figures—both hand decorated—are included. The model is in perfect scale and is detailed down to the bulged tarpaper roof, rotting boards and the frosted acetate windows.

T-9022 ..... \$1.29




## SMALL TOWN STATION


Scaled from blueprints of an actual Chicago & North Western station, Revell's pre-colored building assembles easily. Remarkably detailed are "weathered" roof shingles, wood planking, benches, baggage cart, vending machine, baggage, crates, 3 figures, real windows and decals for signs, time-table, bulletin board, etc.

T-9001 ..... \$2.49

**FENCE MATERIAL**—The gauze backing on packaged bandages makes excellent fence material. It can be left white or painted any suitable color.



**FROSTED WINDOWS**—Common white tissue paper glued to back of cellophane gives the effect of frosted glass.



**SMOKE SMUDGES**—To make smoke smudges on the engine house, tunnel portals and bridges—rub pencil lead on fine sandpaper. Then, using your finger, rub the powdered lead on the surfaces where smoke stains would appear.





# FOR AUTHENTIC RAILROAD ATMOSPHERE, ADD THESE REVELL ACCESSORIES TO YOUR LAYOUT!



## GLOBAL VAN LINES TRUCK KIT

This colorful, perfect-scale Global Van Lines cab and trailer will dress up any layout. The exact duplicate of the Ford cab will tilt forward to reveal the detailed engine. Careful attention has been paid to such details as dual headlights, mirrors, chassis detail. The trailer is modeled from the actual Trailmobile used by Global Van Lines. The rear double doors are hinged and can be opened to reveal a load of household furniture inside the trailer. Molded in 4 colors, the kit comes complete with full-color Global Van Lines decal.

T-6018 ..... 98¢



## RAILROAD BRIDGE

Every H-O layout has room for several of Revell's handsome new replicas of an authentic steel railroad bridge. Simple to install on any layout, sides of the bridge can be snapped into place above the track or else inverted and placed below the track as a deck type.

T-6020 ..... 98¢

*Track section not included.*



## REVELL SMOKE FUEL

Real smoke for your steam loco! Just a few drops give you many minutes of continuous, dense white smoke that's absolutely harmless and pleasantly scented. Revell's dispenser holds enough fuel for hours of steam railroad fun.


T-6014 ..... 49¢



## 1000 MA POWER STATION

With an output of more than 1000 milliamperes, this UL-approved power station gets the maximum in performance. Also plenty of separate AC power is provided for accessories. This power pack features self-resetting circuit breaker, direction switch and speed control for realistic operation.

T-6060 ..... \$10.95



## BRIDGE AND TRESTLE SET

This is just the thing to add variety to your layout. Use it in the classic figure "8" or to build up grades or to keep track level over ravines or wide valleys—you'll find a dozen uses for this fabulously detailed set! The 3-piece bridge is scaled from an actual steel span on the Santa Fe line. The 33 trestle pieces show details of lumber structure. No cementing needed. Just set up the trestle pieces with the tracks, snap the bridge into place, and you're on your way to lots more model railroading fun!

T-6015 ..... \$2.98

## HELPFUL HINTS



## CARE AND MAINTENANCE OF TRACK

**CLEANING TRACK**—A teaspoon of household ammonia and a teaspoon of baking soda mixed in a glass of water makes a good cleaning solution for the rails of your track. Just wipe on with a soft cloth. Better yet, use REVELL's **NEW** Track Cleaner Car! Revell's engineers worked for years perfecting this great new accessory. Used regularly, the Track Cleaner Car will keep track free of dirt and go a long way toward smooth, trouble-free operation of your layout.






**RAILROAD CREW AND HOBOS**—Here are four men you'd find near any train—accurately scaled, painted figures of a railroad switchman, 2 oilers and a hobo to hitch a ride on your freight.  
T-6003 .....98¢

**CATTLE SET**—Just the ticket for your stock cars—three cows, three calves and a bull waiting for shipment on your freight line. Also a cattle ramp for loading and unloading in the yard. Hand decorated.  
T-6004 .....\$1.49





**TOWNSPEOPLE**—Spot these six colorful figures on your train layout to give atmosphere and action that will add to your H-O fun. Set includes fully detailed and painted figures of milkman, businessman, school girl, housewife, workman and movie star.  
T-6005 .....98¢

**BARNYARD ANIMALS**—Animals grazing on the meadow, a lazy freight winding through the countryside... this is the kind of country scene that makes your layout come alive. Revell's six piece set includes a goat, sheep, pig, cow and 2 horses—all decorated.  
T-6006 .....98¢




**POWER POLES**—Twelve 3-bar telephone poles that look like the real ones you've counted streaking by your train window. Place them alongside your right-of-way and see how it takes on a realistic appearance.  
T-6008 .....49¢


**SIGN AND SIGNAL SET**—Keep your train operation running smoothly with this set of 12 trackside signs and signals to mark the crossings, yard limits, switches and intersections on your pike. Includes sign decals.  
T-6007 .....49¢




**REMOTE CONTROL TURNOUT SWITCHES**—Complete with electric switch motor, switch marker numbers, pushbutton control box, wires, extension track section.  
T-6075 left turnout .....\$4.50  
T-6076 right turnout .....\$4.50



**AUTOMATIC RE-RAILER**—Guides the wheels back on the track without stopping the train. Molded in one piece on a straight track section with details simulating a grade crossing.  
T-6000 .....60¢




**MANUAL TURNOUT SWITCHES**—Features extension track for easy installation. Switches cars by hand setting.  
T-6073 left turnout .....\$2.95  
T-6074 right turnout .....\$2.95



**CURVED TERMINAL TRACK**—18"r section with insulated power supply terminals.  
T-6078 .....75¢



**DUAL-ACTION UNCOUPLER**—Just back cars to a stop opposite the figure on the uncoupling ramp and side springs flip couplers apart.  
T-6001 .....75¢



**CURVED TRACK**—18"r sections snap together easily—are made of T-shaped solid brass rails mounted on insulated wood-grained ties.  
T-6072 18"r...25¢ each, \$3.00 doz.  
T-6071 15"r...25¢ each, \$3.00 doz.



**STRAIGHT TRACK**—Realistic two-rail track with T-shaped solid brass rails mounted on insulated wood-grained ties. 9" long.  
T-6070 .....25¢ each, \$3.00 doz.



**BUMPER TRACK**—Give a real railroad look to your dead-end sidings. 4" long track section has molded bumper unit.  
T-6077 .....49¢


**Build an  
entire model  
railroad system  
with  
REVELL  
H-O TRACK  
ACCESSORIES**



No wiring! No batteries! No electricity!  
YET COMPLETELY AUTOMATIC!

# REVELL'S OPERATING ACCESSORIES

MAKE YOUR LAYOUT... "REAL"! PUT ACTION INTO YOUR LAYOUT!



## OPERATING HOPPER SET

Slowly your switch engine eases the hopper car up the grade. Then when the car enters the unloading platform, the hopper doors open and the sand empties into the bin—and it's all AUTOMATIC! Set includes assembled Burlington Hopper Car with operating doors, decorated grade and platform with sliding sand bin for easy refilling of the car. Molded platform track section, bumper, and decals are included in this fun-filled action set.

T-6100

\$6.95

## OPERATING ENGINE HOUSE

After the day's freight run you roll your loco toward the old brick 2-stall engine house and as it approaches the big doors... suddenly they spring open AUTOMATICALLY! Revell's Operating Engine House features 3 sets of fully automatic doors which are activated by the loco hitting a tripper in the track. You can use one stall for through operation and the other for repair facilities. Precision detail includes cracked bricks, sheet metal roof, smoke stacks, frosted window skylights, exhaust fan, etc., and all have been carefully scaled to suit even the most discriminating modeler's taste for realism. An optional position machine shop with tall stack may be placed to suit the individual layout. 3 painted figures and a detailed crane complete the authentic yard scene. Molded in 3 colors. Simple and quick assembly.


T-9028 ..... \$3.98



## OPERATING CROSSING GATE

Your long freight is approaching the road crossing. The gate lowers. The red lights flash continuously as your train passes. Then when the train has passed, the gate raises automatically. That's the action with Revell's great Operating Crossing Gate! A complete, assembled crossing scene is provided for your layout with realistically decorated terrain and road, gate, lights, sign, and track mounted on roadbed. No wiring necessary. Snap into layout and it's ready to operate.

T-6016 ..... \$5.95



## TRACK CLEANER CAR

At last! Here's an H-O track cleaner car that will really keep your track clean! Besides being a highly functional piece of equipment for your layout, this work car is a decorative addition to your rolling stock. The engraved detail on this model is almost unbelievable, with rotted boards, sagging doors with simulated screen, mop, worn-out broom and many other intricate details. The special lift-up cleaning pads will rotate for longer life, and the extra weight in the car makes it the most efficient track cleaner car on the market today. No pike should be without this terrific new car!

T-5000 ..... \$4.98



## THESE REVELL HOBBY KITS MAKE SWELL ACCESSORIES FOR YOUR LAYOUT!

H-198	N.A.A. X-15	89¢
H-199	Lockheed Starfighter	89¢
H-252	Convair Hustler	98¢
H-297	Fairchild F-27	98¢
H-1550	Atomic Power Station	\$6.95
H-1801	Northrop Snark	89¢
H-1803	Redstone	79¢
H-1806	Bomarc	\$1.49
H-1815	Regulus	79¢
H-1822	Atlas	\$1.98
H-1823	Thor	\$1.29
H-1824	Jupiter	\$1.29

## TWICE THE FUN IN HALF THE SPACE!

With Revell H-O you get a lot more real railroading in a small area. Because H-O scale gives you twice the scale mileage, there's no need to build your layout in the attic or basement. Even the smallest home or apartment has room for a complete railroad world in authentic H-O scale. So, get in on the fun. See your Revell H-O dealer today!

**Revell**  
H-O electric trains